

RELEASE NOTES

Product: QRAE 3

Version: V2.16A
Release Date: September 2019

All users are recommended to update their existing QRAE 3 instruments with the latest firmware.

What's New?

This new firmware implements changes for better performance of all QRAE 3 products (see “**Changes**” and “**Improvements**” sections for details). This release also contains fixes for customer-reported issues (see “**Issue Fixes**” section for details).

Installation and Update Notes

Installation

The QRAE 3 communicates with a PC running ProRAE Studio II Instrument Configuration and Data Management software (version 1.11.8 or higher recommended) to download datalogs, configure the instrument, or upload new firmware. The QRAE 3 must be connected to a PC through the supplied Travel Charger and must be in the PC Communications mode.

1. Use the supplied PC Communications Cable (USB to mini-USB cable) to connect the Travel Charger to a PC.
2. Insert the QRAE 3 in the Travel Charger.
3. Turn on the QRAE 3. Make sure it is running (with the main measurement screen showing).
4. Activate the PC Communications mode on the QRAE 3 by pressing [MODE] repeatedly, starting from the main measurement screen, until you reach the “Enter Communications Mode?” screen.
5. Press [Y/+]. Measurement and datalogging stop, and the instrument is now ready to communicate with the PC. The display now says, “Ready To Communicate With PC Or AutoRAE2.”
6. Start up the ProRAE Studio II software, enter a password, and detect the instrument following the directions provided in the ProRAE Studio II User’s Guide.
7. Follow the instructions in the ProRAE Studio II User’s Guide to update the QRAE 3’s firmware.
8. When you are done, press [MODE] to exit the PC Communications mode on the QRAE 3. After the QRAE 3’s firmware is upgraded, the instrument turns off automatically.

For more information

www.honeywellanalytics.com
www.raesystems.com

Europe, Middle East, Africa

Life Safety Distribution GmbH
Tel: 00800 333 222 44 (Freephone number)
Tel: +41 44 943 4380 (Alternative number)
Fax: 00800 333 222 55
Middle East Tel: +971 4 450 5800 (Fixed Gas Detection)
Middle East Tel: +971 4 450 5852 (Portable Gas Detection)
gasdetection@honeywell.com

Americas

Honeywell Analytics Distribution Inc.
Tel: +1 847 955 8200
Toll free: +1 800 538 0363
Fax: +1 847 955 8210
detectgas@honeywell.com

RAE Systems by Honeywell
Phone: 408.952.8200
Toll Free: 1.888.723.4800
Fax: 408.952.8480

Asia Pacific

Honeywell Analytics Asia Pacific
Tel: +82 (0) 2 6909 0300
Fax: +82 (0) 2 2025 0328
India Tel: +91 124 4752700
analytics.ap@honeywell.com

Technical Services

EMEA: HAexpert@honeywell.com
US: ha.us.service@honeywell.com
AP: ha.ap.service@honeywell.com


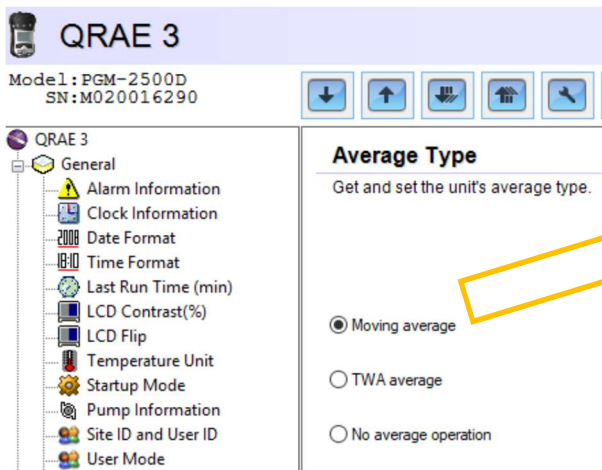

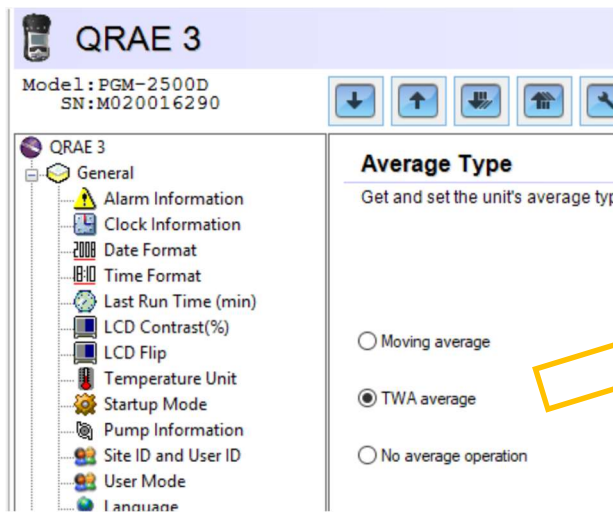
RELEASE NOTES

Previous Versions

QRAE 3 FW v2.16

Issue Fixes

ID	Description
QRAE3-47	Sensor Serial Number cannot be written successfully during the first time on ProRAE Studio II. It shows "SO*****".
QRAE3-42	Fix previous User interface issue (See details below).



Changes

Not Applicable

Improvements

Not Applicable